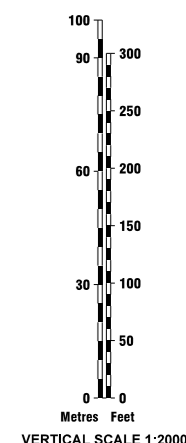
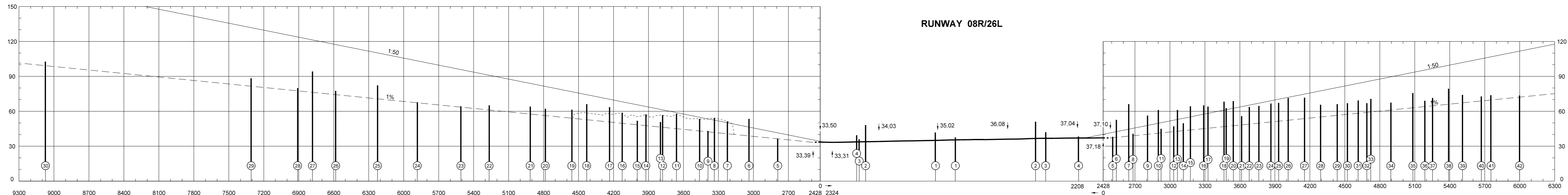
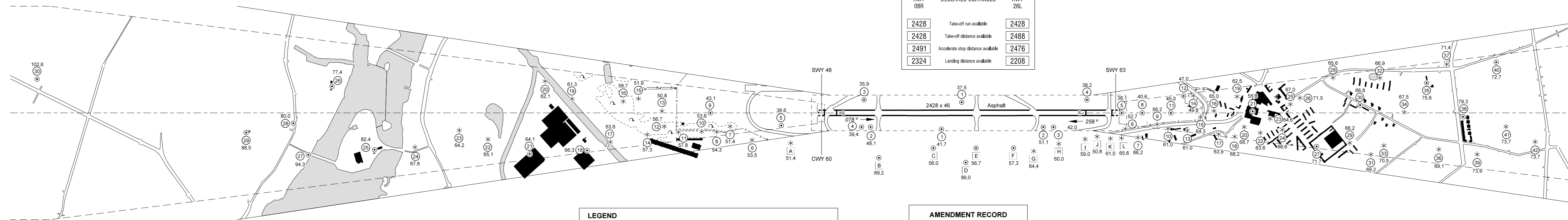


MAGNETIC VARIATION 2.7° E (2011.07)
DIMENSIONS AND ELEVATIONS IN METRES



RWY 08R	DECLARED DISTANCES	RWY 26L
2428	Take-off run available	2428
2428	Take-off distance available	2488
2491	Accelerate stop distance available	2476
2324	Landing distance available	2208




LEGEND

	Terrain penetrating obstacle plane		Building
	Wooded areas penetrating obstacle plane		Obstacle penetrating obstacle plane, profile presentation
	Structure gauge		Obstacle penetrating the transitional surfaces
	Pole, tower, chimney, antenna		High tension cable, overhead cable
	Tree, shrub		Fence
			Railroad (one or more tracks)

AMENDMENT RECORD

NO.	DATE	ENTERED BY

Date of survey: 01/2011



Correction: New Survey.