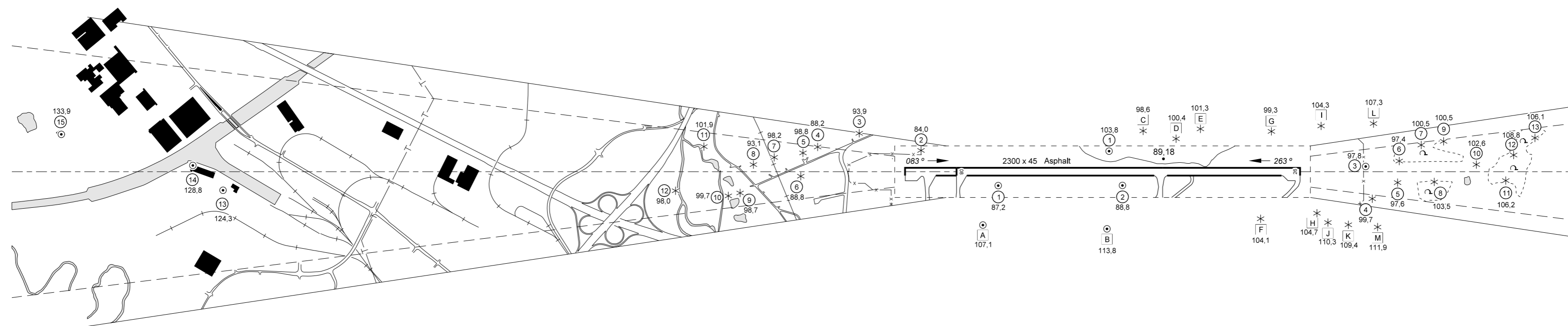
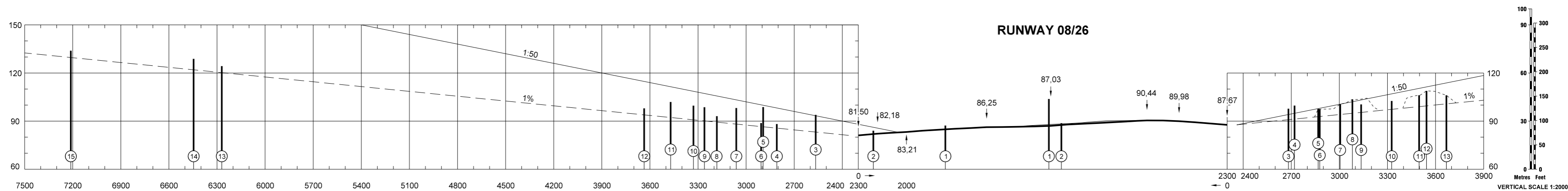


DIMENSIONS AND ELEVATIONS IN METRES
MAGNETIC VARIATION 1.9° E (2012,07)



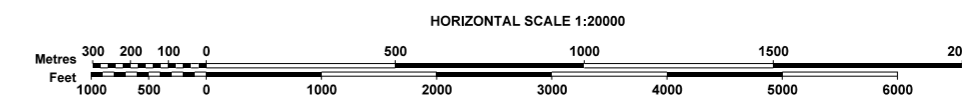
AMENDMENT RECORD		
NO.	DATE	ENTERED BY

Date of survey: 04/2012

RWY 08	DECLARED DISTANCES	RWY 26
2300	Take-off run available	2300
2300	Take-off distance available	2300
2300	Accelerate stop distance available	2300
2000	Landing distance available	2300

LEGEND

- Terrain penetrating obstacle plane
- Wooded areas penetrating obstacle plane
- Structure gauge
- Pole, tower, chimney, antenna
- Tree, shrub
- Building
- Obstacle penetrating obstacle plane, profile presentation
- Obstacle penetrating the transitional surfaces
- High tension cable, overhead cable
- Fence
- Railroad (one or more tracks)



Correction: New Survey.