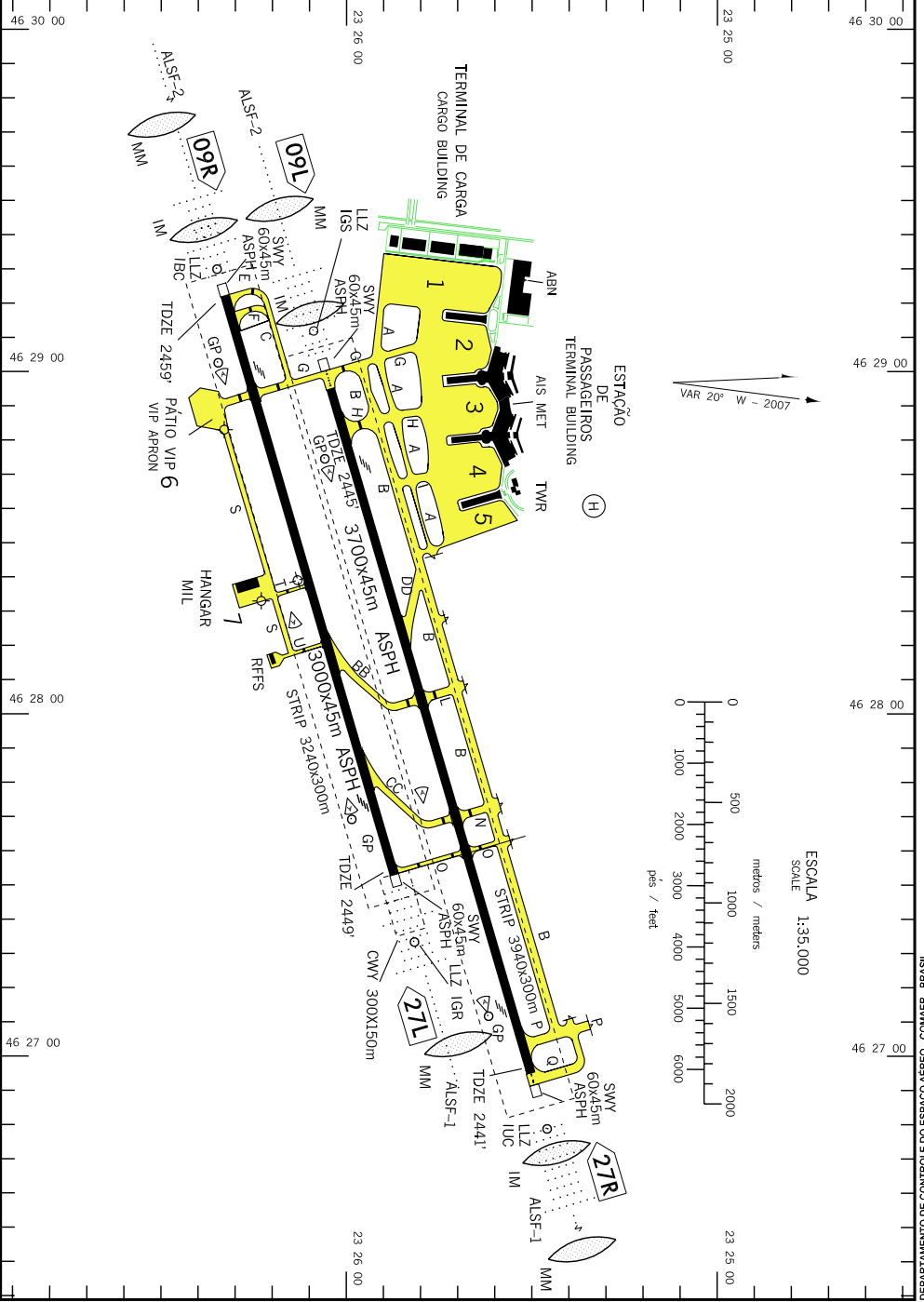


ADC - SBGR

78838M

ATIS	127.75	CLRD	121.00	GNDC	121.70 126.90	TWR	118.40 132.75 135.20 121.50
-------------	--------	-------------	--------	-------------	---------------	------------	--------------------------------



CARACTERÍSTICAS FÍSICAS / PHYSICAL CHARACTERISTICS												
PISTA RUNWAY				DIMENSÕES(m) DIMENSIONS(m)					PCN		TIPO DE SUPERFÍCIE SURFACE KIND	
RWY	BRG MAG	Tipo Type	RCD	RWY	SWY	CWY	STRIP	RESA	RWY	RWY	SWY	
a	b	c	d	e	f	g	h	i	j	k	l	
09R	093	PA-2	4	3000X45	60X45	300X150	3240		PCN 85/F/B/W/T	ASPH	ASPH	
27L	273	PA-1	4		60X45		X 300					
09L	093	PA-2	4	3700X45	60X45		3940		PCN 85/F/B/W/T	ASPH	ASPH	
27R	273	PA-2	4		60X45		X 300					

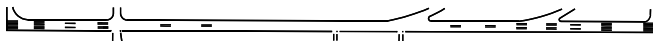
DISTÂNCIAS DECLARADAS, AUXÍLIOS VISUAIS E COORDENADAS DAS CABECEIRAS
DECLARED DISTANCES, VISUAL AIDS AND THRESHOLD COORDINATES

RWY	TORA(m)	ASDA(m)	TODA(m)	LDA(m)	AUXÍLIOS / AIDs	ALTURA GEOIDAL(m) GEOD HEIGHT(m)	COORDENADAS COORDINATES
09R	3000	3060	3300	3000	PAPI	ALS CAT2	S23 26 20 W046 29 13
27L	3000	3060	3000	3000	PAPI	ALS CAT1	S23 25 52 W046 27 32
09L	3700	3760	3700	3610	PAPI (2.97°)	ALS CAT2	S23 26 03 W046 29 00
27R	3700	3760	3700	3640	PAPI	ALS CAT2	S23 25 30 W046 26 55

SERVIÇO DE SALVAMENTO E CONTRA - INCÊNDIO / RESCUE AND FIRE FIGHTING SERVICE: RFFS CAT - 9

RWY 09R / 27L

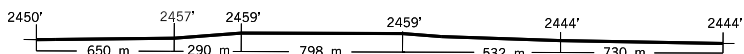
Sinalização horizontal / Marking Aids



Auxílios luminosos / Lighting Aids

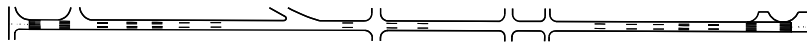


Perfil longitudinal / Longitudinal Profile

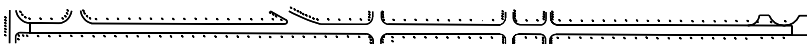


RWY 09L / 27R


Sinalização horizontal / Marking Aids



Auxílios luminosos / Lighting Aids



Perfil longitudinal / Longitudinal Profile



RMK:

- GROOVED: RWY 09R/27L; 09L/27R; TWY BB; CC; DD.
- MEHT : PAPI – RWY 09R: 63' ; RWY 27L : 71' ; RWY 09L : 57' ; RWY 27R : 61'.
- HIRT : RWY 09R/27L ; 09L/27R.
- TWY SIERRA, TANGO E UNIFORM NO AVBL PARA ACFT COM DIMENSÕES ACIMA DE B-707 TAX POR MEIOS PRÓPRIOS.
- SIERRA, TANGO AND UNIFORM TWY NO AVBL FOR ACFT DIMENSIONS ABV B-707 TAX BY THEIR OWN MEANS.