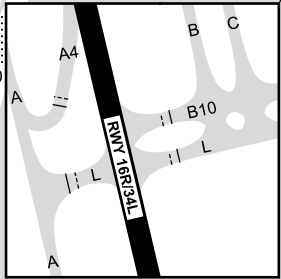
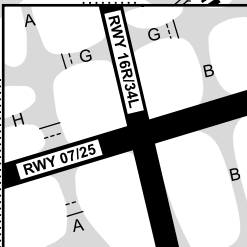
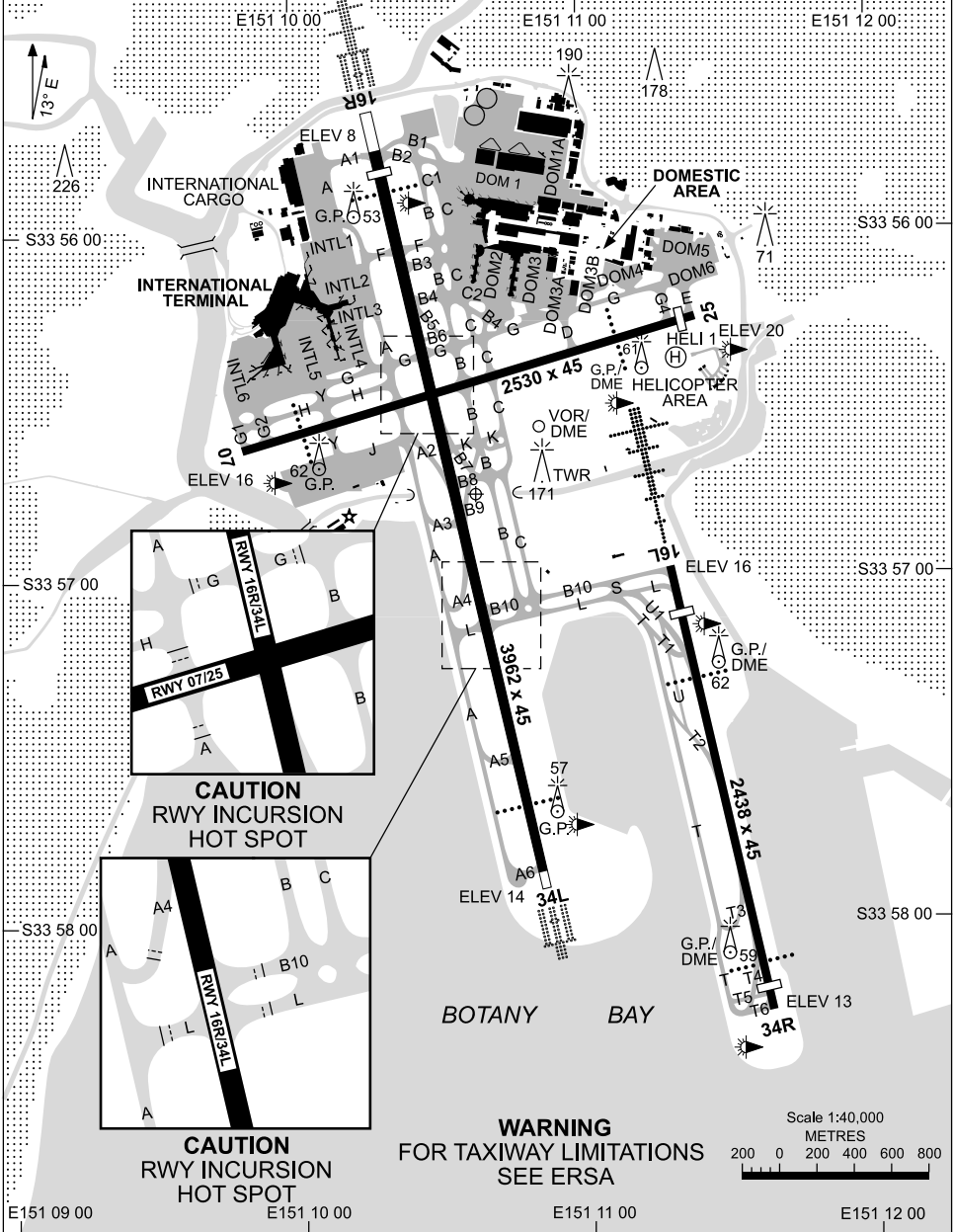


6 MAR 2014

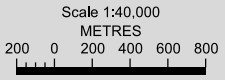
S33 56 46 E151 10 38

**SYDNEY (KINGSFORD SMITH), NSW (YSSY)**

ATIS 112.1 126.25 118.55 428		ACD 133.8	SMC E OF RWY 16R/34L 121.7 W OF RWY 16R/34L 126.5	TWR RWYS 16R/34L,07/25 120.5 RWYS 16L,34R 124.7	Bearings are Magnetic Elevations in FEET AMSL
------------------------------------	--	--------------	---	---	--



**WARNING**  
FOR TAXIWAY LIMITATIONS  
SEE ERSA



Changes: DOM1A, Editorial.

SSYAD01-138