


航空器目视停靠引导系统

AIRCRAFT DOCKING GUIDANCE SYSTEM

1. 停止滑行, 由引导员引导滑行

Stop taxiing, marshalled by marshaller:



航空器必须在距停止线12米前被系统识别, 否则, 系统将先显示' STOP ', 然后显示' ID FAIL '。同时, 系统方位指示区域显示2个红色矩形停止排灯。

The aircraft must be identified at least 12m before the correct stop position. If this does not occur, the system displays 'stop' and then 'ID FAIL' with two red rectangular fields being lighted.


2. 航空器沿滑行引导线滑行。

Follow the lead-in line.




显示正确的航空器型号, 滚动箭头表明系统处于工作状态。

The correct aircraft type is displayed. The scrolling arrows indicate that the system is activated.



当系统显示一条垂直黄色接近速率光带时, 表明系统的扫描装置已捕捉到航空器。此时, 扫描装置正检测航空器的几何特征并显示方位引导信息, 以保证停靠安全。闪烁的红色箭头和稳定的黄色箭头提供方位引导, 闪烁的红色箭头方向表示应该修正偏差的方向。

When the solid yellow closing rate field appears, the aircraft has been caught by the scanning unit. The scanning unit now checks the aircraft geometric for safety purposes and the display provides azimuth guidance information. Look for the flashing red arrow and solid yellow arrow, which provide azimuth guidance information. The flashing red arrow shows which direction to steer.



当航空器滑行至距停止线12米处时, 系统显示接近速率信息。

When the aircraft is 12m from the stop position, closing rate information is given.

12(米/m) to 2(米/m)	每1米梯级显示	1m steps
2(米/m) to stop position	每0.2米梯级显示	0.2m steps

航空器每前进0.5米, 黄色接近速率光带的发光二极管灭灯一行。

Each one half meter the aircraft advances toward the stop position, one row of LEDs in the closing rate field goes out.



在整个停靠过程中, 如果航空器滑行速度超过4米/秒(7.7海里/小时), 系统会显示' SLOW DOWN ', 以防止航空器超越停机线。

The system also displays a 'SLOW DOWN' sign when the aircraft exceeds the speed of 4m/s(7.7NM/h). This is to minimize instances of aircraft overshooting the stopbar.